

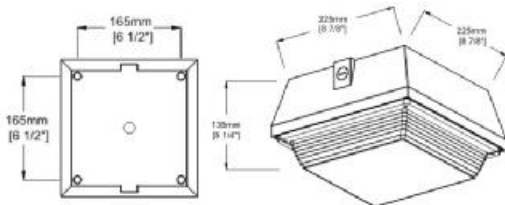
CPSM Series

The CPSM surface mount LED canopy is a standard format, commercial grade one-for-one replacement for ceiling-mount fixtures. Operate within a wide 100-277VAC/347-480VAC range, the LED canopy light can readily replace 175 watt to 400 watt metal halide canopy lights and save significant amounts of energy. Bronze die-cast aluminum housing and shatterproof polycarbonate lens protect internal components and LEDs, and the weatherproof light includes a rubber gasket to seal out moisture. The impact resistant prismatic lens provides a glare-free, even light distribution. The high lumen output and low profile design make the LED canopy light ideal for building exteriors and parking garages. It provides even light distribution for parking garages, underpasses, parking structures, walkways, gas station canopy, freezers, and outdoor storage areas.

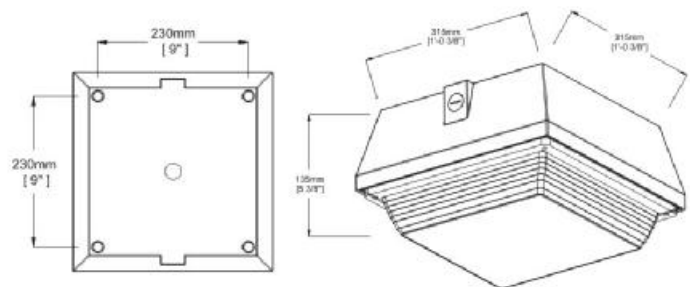


DIMENSION:(mm/in)

CPSM40



CPSM60/90



CPSM Series

APPLICATIONS

- Parking garages
- Underpasses
- Walkways
- Gas station
- Shopping malls
- Exhibition hall
- Warehouses

FEATURES

- . ETL/cETL listed for wet locations, IP65 rated
- . DLC 4.4 Premium certified
- . 110-120 lumens per watt
- . 100-277V or 347-480V universal voltage
- . 0-10V dimmable is optional
- . Photocell and motion sensor are optional
- . Durable polycarbonate lens for even distribution of light



Warehouses



Gas station



Building facades



Parking garages


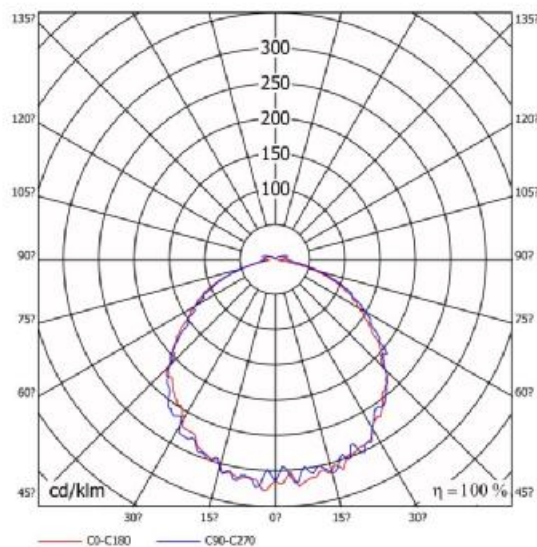
CONSTRUCTION

- Bronze die-cast aluminum housing
- Shatterproof polycarbonate lens
- Commercial grade one-for-one replacement for ceiling-mount fixtures

- The weatherproof light includes a rubber gasket to seal out moisture
- High light transmittance pc cover, high efficient SMD LED chips.

LUMINAIRE PHOTOMETRIC

Luminous Intensity Distribution Diagram:



CPSM Series


TECHNICAL SPECIFICATION

- Input Voltage : 100-277VAC or 347-480VAC
- Driver Type : UL Approved Flicker-free
- Luminous Efficacy : up to 110-120lm/w
- Colour Rendering Index : > 80Ra
- LED Type : LM80 SMD2835
- Operating : Temperature:-30°C up to 50°C
(-22°F up to 122°F)
- Color Temperature : 3000K/4000K/5000K/5700K
- Material : Die-cast Aluminum body & Polycarbonate Diffuser
- Ingress Protection : IP65
- Impact Rating : IK08
- Rated Life : 50,000 hours
- Warranty : 5 years

Produce Code	KLCPSM40-L	KLCPSM60-L	KLCPSM90-L
Power Consumption(W)	40W	60W	90W
Lumens Delivered (lm)	4600lm	6900lm	10000lm
Efficacy (lm/W)	119lm/w	114lm/w	113lm/w
Beam Angle	120°	120°	120°
CRI	70	70	70
Color Temperature	3000K/4000K/5000K	3000K/4000K/5000K	3000K/4000K/5000K
Power Factor	>0.9	>0.9	>0.9
Housing	Die-cast aluminum body. PC cover diffuse	Die-cast aluminum body. PC cover diffuse	Die-cast aluminum body. PC cover diffuse
Input Voltage	100-277VAC	100-277VAC	100-277VAC
Installation	Surface mounted	Surface mounted	Surface mounted
Operating Temperature	-30°C up to 50°C (-22°F up to 122°F)	-30°C up to 50°C (-22°F up to 122°F)	-30°C up to 50°C (-22°F up to 122°F)
Certification	ETL/cETL, DLC Premium	ETL/cETL, DLC Premium	ETL/cETL, DLC Premium
Warranty	5 years	5 years	5 years

Produce Code	KLHVCPSM40-L	KLHVCPSM60-L	KLHVCPSM90-L
Power Consumption(W)	40W	60W	90W
Lumens Delivered (lm)	2500lm	6600lm	9800lm
Efficacy (lm/W)	112lm/w	110lm/w	108lm/w
Beam Angle	120°	120°	120°
CRI	70	70	70
Color Temperature	3000K/4000K/5000K	3000K/4000K/5000K	3000K/4000K/5000K
Power Factor	>0.9	>0.9	>0.9
Housing	Die-cast aluminum body. PC cover diffuse	Die-cast aluminum body. PC cover diffuse	Die-cast aluminum body. PC cover diffuse
Input Voltage	347-480VAC	347-480VAC	347-480VAC
Installation	Surface mounted	Surface mounted	Surface mounted
Operating Temperature	-30°C up to 50°C (-22°F up to 122°F)	-30°C up to 50°C (-22°F up to 122°F)	-30°C up to 50°C (-22°F up to 122°F)
Certification	ETL/cETL, DLC Premium	ETL/cETL, DLC Premium	ETL/cETL, DLC Premium
Warranty	5 years	5 years	5 years

CPSM Series



High light transmittance pc cover, high efficient SMD LED chips.

Shatterproof polycarbonate lens

The high lumen output and low profile design make the LED canopy light ideal for building exteriors and parking garages.



High heat dissipation design.

Die-cast aluminum heat sink for superior thermal performance and increased longevity



Fully compatible with traditional canopy installation.

CPSM Series

PACKAGING

Model No.	Qty (pcs)	L*W*H (CM)	NW. (kgs)	G.W. (kgs)	Meas. (CBM)
			Per CTN	Per CTN	Per CTN
KLCPSM40-L	8	49*49*30.5CM	12.36	14.17	0.07
KLCPSM40-H	4	52*52*47CM	17.6	19.4	0.12
KLCPSM60-L	4	68.5*35.5*34CM	14.6	16.8	0.082
KLCPSM60-H	4	68.5*35.5*54CM	16.6	18.2	0.13
KLCPSM90-L	4	68.5*35.5*34CM	14.8	17	0.082
KLCPSM90-H	4	68.5*35.5*54CM	16.8	19	0.13